

Scaled data based on original data using  
LM-79-08 Approved Method: Electrical and Photometric Measurements of Solid-  
State Lighting Products

Test Report Prepared for  
Cooper Lighting Solutions  
(formerly Eaton)

Brand: McGRAW-EDISON

Report Number: P227245

Luminaire Tested: **IST-AF-600-LED-E1-SLL-7030**

Issue Date: 3/3/2020

**Test Information**

Test Method: LM-79-08  
Report Number: P227245  
TEST IS SCALED FROM IESNA LM-79-08 TEST DATA (P35948)  
Test Lab: INNOVATION CENTER-P3  
Issue Date: 3/3/2020  
Manufacturer: COOPER LIGHTING SOLUTIONS (FORMERLY EATON)  
Product Line: MCGRAW-EDISON  
Catalog Number: IST-AF-600-LED-E1-SLL-7030  
Description: IMPACT ELITE LED TRAPEZOID LUMINAIRE  
LIGHT SQUARE WITH ACCULED OPTICS-90° SPILL LIGHT ELIMINATOR LEFT  
Light Source: (16) 3000K CCT, 70 CRI LEDs  
Ballast/Driver: ELECTRONIC DRIVER

**Summary**

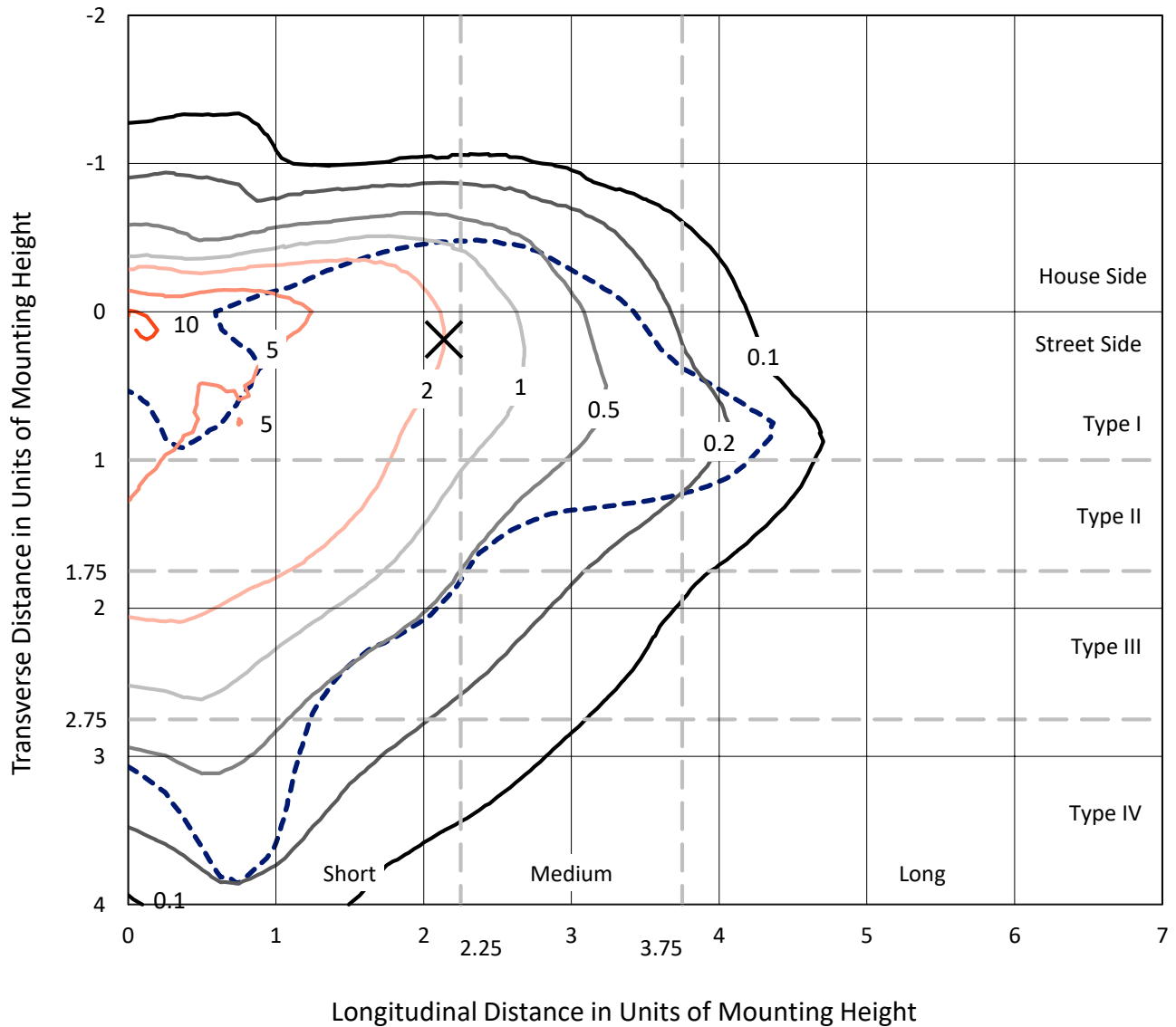
Lumens per Lamp: N/A  
Luminaire Lumens: 3123.9 lumens  
Efficiency: N/A  
Efficacy: 92.7 lumens/watt  
Luminous Opening: Rectangular (W 0.5' x L: 0.5' x H: 0')  
IES Classification: Type IV - Short - Non-Cutoff  
BUG Rating: B1 - U1 - G2  
  
Input Watts (W): 33.7  
Input Voltage (V): 120  
Input Current (Ain): NR  
Voltage Rise (V): NR  
Power Factor: NR  
Total Harmonic Distortion (THDi): NR  
Frequency (hertz): 60  
Stabilization Time: NR  
Operation Time: NR  
Ambient Temperature (°C): NR  
Test Distance: 25 FT



REPORT NUMBER: P227245  
 CATALOG NUMBER: IST-AF-600-LED-E1-SLL-7030

### Iso-Footcandle Lines of Horizontal Illumination

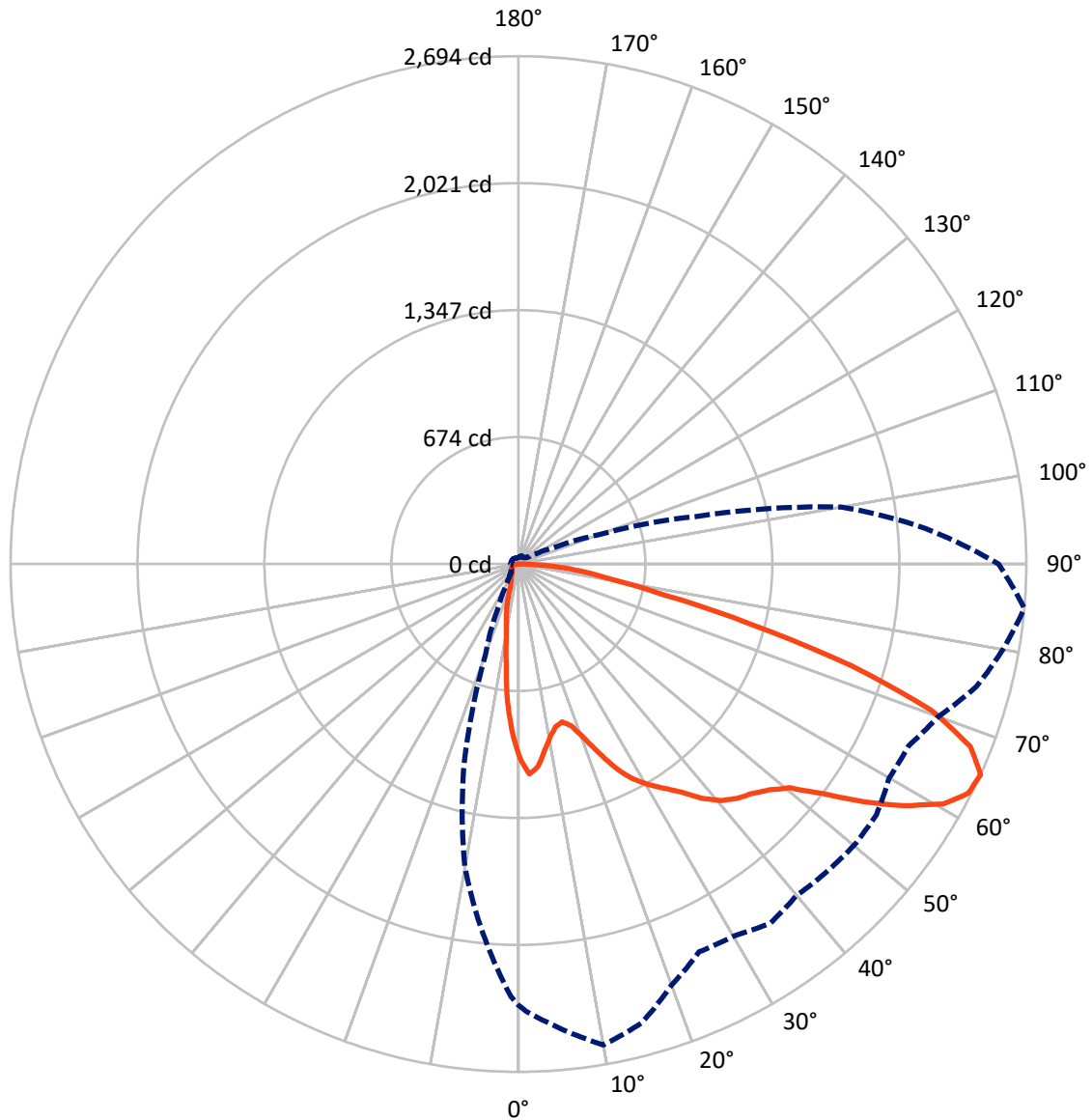
× Max cd  
 - - - 1/2 Max cd



Based on 10 foot mounting height. Maximum calculated value = 11.3 fc  
 Type IV - Short - Non-Cutoff

REPORT NUMBER: P227245  
CATALOG NUMBER: IST-AF-600-LED-E1-SLL-7030

### Luminous Intensity Polar Plot



— Vertical Plane Through 85-Deg Lateral      - - - Horizontal Cone Through 65-Deg Vertical

REPORT NUMBER: P227245

CATALOG NUMBER: IST-AF-600-LED-E1-SLL-7030

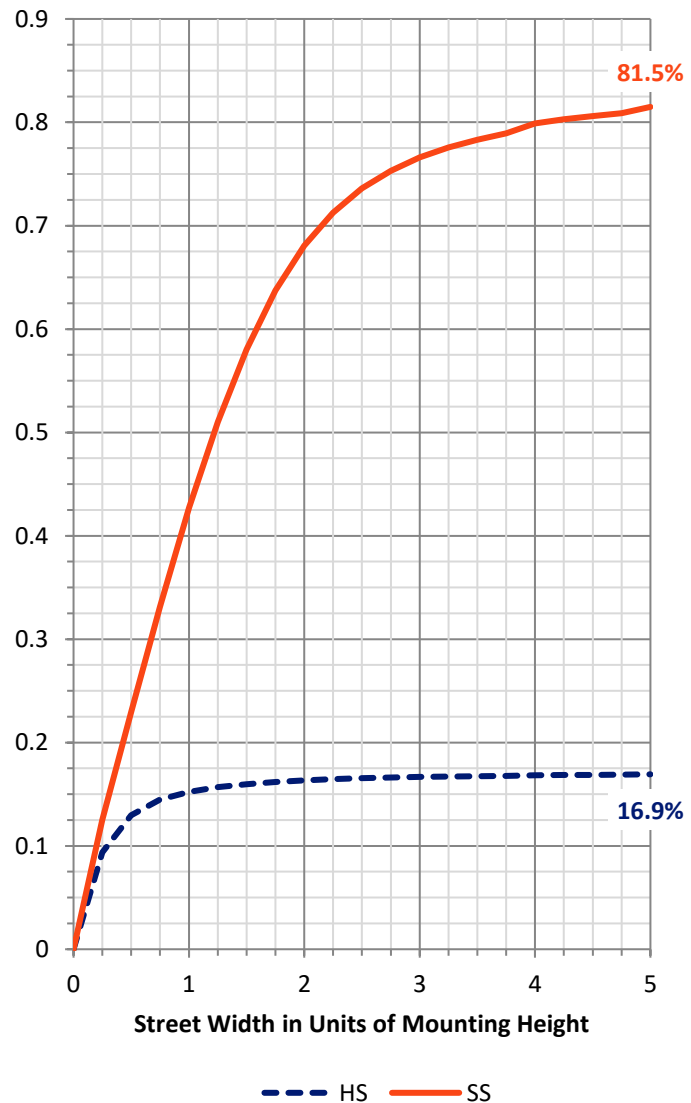
**FLUX DISTRIBUTION:**

		Downward	Upward	Total
<b>House Side</b>	Lumens	535.8	0.0	535.9
	% Fixture	17.2	0.0	17.2
<b>Street Side</b>	Lumens	2587.9	0.1	2588.0
	% Fixture	82.8	0.0	82.8
<b>Total</b>	Lumens	3123.7	0.1	3123.9
	% Fixture	100.0	0.0	100.0

**Coefficient of Utilization**

**ZONAL LUMENS:**

Zone	Lumens	% Fixture
0°-10°	76.5	2.4
10°-20°	147.1	4.7
20°-30°	209.8	6.7
30°-40°	304.3	9.7
40°-50°	435.3	13.9
50°-60°	668.4	21.4
60°-70°	773.7	24.8
70°-80°	394.7	12.6
80°-90°	113.9	3.6
90°-100°	0.1	0.0
100°-110°	0.0	0.0
110°-120°	0.0	0.0
120°-130°	0.0	0.0
130°-140°	0.0	0.0
140°-150°	0.0	0.0
150°-160°	0.0	0.0
160°-170°	0.0	0.0
170°-180°	0.0	0.0
0°-90°	3123.7	100.0
0°-180°	3123.9	100.0



REPORT NUMBER: P227245

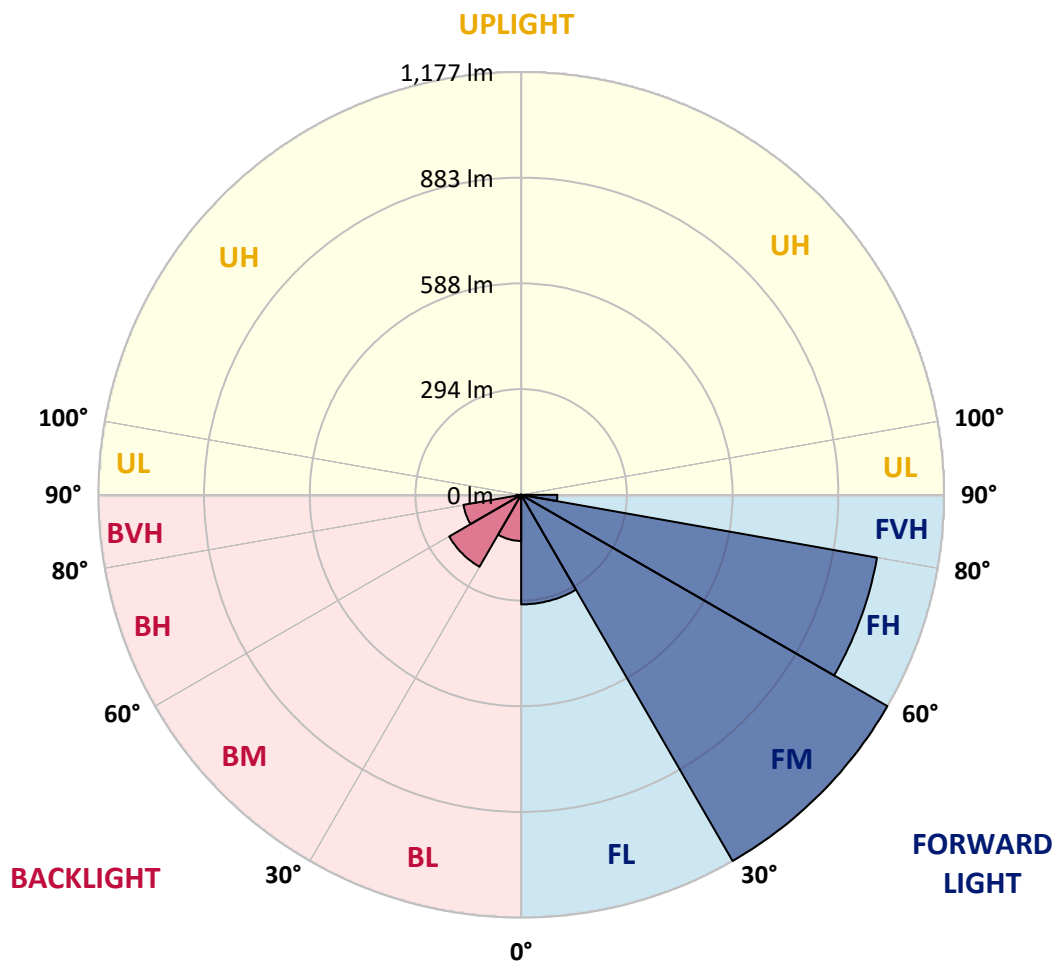
CATALOG NUMBER: IST-AF-600-LED-E1-SLL-7030

**LUMINAIRE CLASSIFICATION SYSTEM LUMEN TABLE AND BUG RATING:**

Zone		Lumens	% Fixture	Zone Rating/Lumen Limit		
				B	U	G
FL	(0°-30°)	305.1	9.8			
FM	(30°-60°)	1176.7	37.7			
FH	(60°-80°)	1005.4	32.2			G1/1800
FVH	(80°-90°)	100.7	3.2			G2/225
BL	(0°-30°)	128.3	4.1	B1/500		
BM	(30°-60°)	231.4	7.4	B1/1000		
BH	(60°-80°)	163.0	5.2	B1/500		G1/500
BVH	(80°-90°)	13.2	0.4			G1/100
UL	(90°-100°)	0.1	0.0		U1/10	
UH	(100°-180°)	0.0	0.0		U1/10	

**BUG Rating: B1-U1-G2**

Type IV Short





REPORT NUMBER: P227245

CATALOG NUMBER: IST-AF-600-LED-E1-SLL-7030

**CANDELA DISTRIBUTION (FULL):**

	0°	1°	5°	10°	15°	20°	25°	30°	35°	40°	45°
0°	1032.0	1032.0	1032.0	1032.0	1032.0	1032.0	1032.0	1032.0	1032.0	1032.0	1032.0
2.5°	1068.3	1069.3	1084.0	1098.2	1116.1	1113.5	1128.2	1139.3	1149.2	1150.8	1158.2
5°	1003.1	1013.6	1046.7	1075.1	1110.9	1138.7	1168.7	1192.3	1209.7	1226.0	1228.1
7.5°	911.6	919.5	957.9	1002.6	1054.1	1090.9	1136.1	1175.5	1203.4	1229.7	1235.5
10°	833.3	840.6	883.2	941.1	986.3	1034.1	1080.9	1113.0	1149.2	1171.8	1182.9
12.5°	795.4	804.4	844.8	897.4	943.7	989.9	1025.2	1053.0	1073.5	1077.7	1080.9
15°	810.1	814.9	859.6	906.4	943.2	966.3	975.7	992.6	991.0	999.4	1001.0
17.5°	869.6	867.4	914.8	947.4	965.2	962.6	947.9	938.9	923.2	918.4	932.1
20°	971.5	978.9	1009.4	1029.4	1011.0	968.4	927.9	900.0	878.0	870.6	869.0
22.5°	1090.9	1100.3	1133.5	1123.0	1076.2	998.4	924.8	880.1	852.7	844.8	841.7
25°	1216.0	1222.3	1239.1	1203.4	1137.7	1036.7	946.8	884.3	848.0	836.4	834.9
27.5°	1316.9	1323.3	1315.4	1274.4	1179.2	1079.8	977.3	903.2	855.9	844.3	839.1
30°	1399.5	1402.6	1376.4	1325.4	1230.7	1127.7	1017.3	936.3	881.1	854.8	851.2
32.5°	1492.0	1489.9	1438.9	1368.5	1274.4	1170.8	1063.0	973.6	905.3	873.2	867.4
35°	1593.5	1575.1	1485.2	1411.1	1304.3	1203.9	1104.6	1013.1	944.2	901.6	894.3
37.5°	1683.9	1665.0	1544.6	1444.7	1334.3	1229.7	1137.1	1064.1	1003.6	964.7	961.6
40°	1754.4	1731.2	1589.8	1467.3	1349.0	1248.6	1175.5	1128.2	1088.3	1056.7	1056.7
42.5°	1811.1	1785.9	1634.0	1493.6	1362.2	1277.5	1239.7	1223.4	1215.0	1197.6	1203.9
45°	1865.8	1840.0	1670.2	1510.4	1391.6	1333.8	1339.0	1353.2	1378.5	1368.5	1377.4
47.5°	1917.9	1892.6	1711.2	1537.2	1448.4	1434.7	1462.0	1518.8	1568.2	1607.1	1634.5
50°	2005.1	1975.2	1784.8	1616.1	1537.8	1544.6	1623.4	1734.9	1815.3	1851.1	1849.0
52.5°	2170.7	2128.1	1943.1	1763.3	1665.5	1703.4	1796.4	1936.8	2041.9	2069.8	2080.8
55°	2373.1	2339.5	2171.8	1958.3	1887.4	1900.5	2016.2	2174.9	2255.9	2284.8	2294.3
57.5°	2491.9	2483.0	2377.9	2167.0	2098.2	2092.9	2243.8	2373.7	2443.6	2470.9	2462.5
59°	2519.8	2522.4	2462.5	2314.8	2220.1	2208.6	2362.1	2482.5	2540.8	2549.3	2545.0
60°	2517.2	2531.9	2524.5	2395.7	2297.4	2282.7	2412.0	2526.6	2575.5	2588.7	2574.0
62.5°	2463.0	2488.3	2558.2	2544.5	2472.5	2397.3	2458.3	2541.4	2572.9	2560.3	2549.3
65°	2340.0	2373.1	2470.4	2591.3	2521.9	2376.8	2270.1	2279.6	2327.4	2295.9	2311.1
67.5°	2127.6	2165.5	2217.0	2491.4	2390.5	2147.1	1963.6	1873.7	1851.1	1881.6	1929.9
70°	1730.7	1755.4	1885.8	2273.8	2099.2	1764.9	1534.6	1414.7	1374.8	1445.2	1494.6
72.5°	1220.7	1257.5	1429.5	1881.6	1727.0	1413.7	1161.3	1050.9	1011.0	1014.1	1057.2
75°	742.9	792.8	998.9	1487.8	1361.1	1083.0	884.8	805.4	793.3	786.5	779.1
77.5°	490.0	508.9	656.6	1026.7	917.9	770.2	664.0	696.6	732.9	740.7	750.2
80°	332.3	338.0	425.8	720.2	604.6	568.8	536.8	613.5	682.4	695.0	688.2
82.5°	204.5	221.9	297.0	485.8	482.1	465.3	424.3	484.2	529.9	537.8	552.0
85°	71.0	74.1	182.4	429.0	490.0	495.2	349.6	276.0	310.2	304.4	218.7
87.5°	30.5	34.2	56.8	287.0	331.7	274.4	159.8	141.9	109.4	61.5	59.4
90°	2.1	2.1	1.6	2.6	7.9	5.3	4.7	1.6	0.0	0.0	0.0
92.5°	0.0	0.0	0.0	0.0	0.0	0.0	0.0	0.0	0.0	0.0	0.0
95°	0.0	0.0	0.0	0.0	0.0	0.0	0.0	0.0	0.0	0.0	0.0
97.5°	0.0	0.0	0.0	0.0	0.0	0.0	0.0	0.0	0.0	0.0	0.0
100°	0.0	0.0	0.0	0.0	0.0	0.0	0.0	0.0	0.0	0.0	0.0
102.5°	0.0	0.0	0.0	0.0	0.0	0.0	0.0	0.0	0.0	0.0	0.0
105°	0.0	0.0	0.0	0.0	0.0	0.0	0.0	0.0	0.0	0.0	0.0
107.5°	0.0	0.0	0.0	0.0	0.0	0.0	0.0	0.0	0.0	0.0	0.0



REPORT NUMBER: P227245

CATALOG NUMBER: IST-AF-600-LED-E1-SLL-7030

**CANDELA DISTRIBUTION (continued):**

	0°	1°	5°	10°	15°	20°	25°	30°	35°	40°	45°
110°	0.0	0.0	0.0	0.0	0.0	0.0	0.0	0.0	0.0	0.0	0.0
112.5°	0.0	0.0	0.0	0.0	0.0	0.0	0.0	0.0	0.0	0.0	0.0
115°	0.0	0.0	0.0	0.0	0.0	0.0	0.0	0.0	0.0	0.0	0.0
117.5°	0.0	0.0	0.0	0.0	0.0	0.0	0.0	0.0	0.0	0.0	0.0
120°	0.0	0.0	0.0	0.0	0.0	0.0	0.0	0.0	0.0	0.0	0.0
122.5°	0.0	0.0	0.0	0.0	0.0	0.0	0.0	0.0	0.0	0.0	0.0
125°	0.0	0.0	0.0	0.0	0.0	0.0	0.0	0.0	0.0	0.0	0.0
127.5°	0.0	0.0	0.0	0.0	0.0	0.0	0.0	0.0	0.0	0.0	0.0
130°	0.0	0.0	0.0	0.0	0.0	0.0	0.0	0.0	0.0	0.0	0.0
132.5°	0.0	0.0	0.0	0.0	0.0	0.0	0.0	0.0	0.0	0.0	0.0
135°	0.0	0.0	0.0	0.0	0.0	0.0	0.0	0.0	0.0	0.0	0.0
137.5°	0.0	0.0	0.0	0.0	0.0	0.0	0.0	0.0	0.0	0.0	0.0
140°	0.0	0.0	0.0	0.0	0.0	0.0	0.0	0.0	0.0	0.0	0.0
142.5°	0.0	0.0	0.0	0.0	0.0	0.0	0.0	0.0	0.0	0.0	0.0
145°	0.0	0.0	0.0	0.0	0.0	0.0	0.0	0.0	0.0	0.0	0.0
147.5°	0.0	0.0	0.0	0.0	0.0	0.0	0.0	0.0	0.0	0.0	0.0
150°	0.0	0.0	0.0	0.0	0.0	0.0	0.0	0.0	0.0	0.0	0.0
152.5°	0.0	0.0	0.0	0.0	0.0	0.0	0.0	0.0	0.0	0.0	0.0
155°	0.0	0.0	0.0	0.0	0.0	0.0	0.0	0.0	0.0	0.0	0.0
157.5°	0.0	0.0	0.0	0.0	0.0	0.0	0.0	0.0	0.0	0.0	0.0
160°	0.0	0.0	0.0	0.0	0.0	0.0	0.0	0.0	0.0	0.0	0.0
162.5°	0.0	0.0	0.0	0.0	0.0	0.0	0.0	0.0	0.0	0.0	0.0
165°	0.0	0.0	0.0	0.0	0.0	0.0	0.0	0.0	0.0	0.0	0.0
167.5°	0.0	0.0	0.0	0.0	0.0	0.0	0.0	0.0	0.0	0.0	0.0
170°	0.0	0.0	0.0	0.0	0.0	0.0	0.0	0.0	0.0	0.0	0.0
172.5°	0.0	0.0	0.0	0.0	0.0	0.0	0.0	0.0	0.0	0.0	0.0
175°	0.0	0.0	0.0	0.0	0.0	0.0	0.0	0.0	0.0	0.0	0.0
177.5°	0.0	0.0	0.0	0.0	0.0	0.0	0.0	0.0	0.0	0.0	0.0
180°	0.0	0.0	0.0	0.0	0.0	0.0	0.0	0.0	0.0	0.0	0.0





REPORT NUMBER: P227245

CATALOG NUMBER: IST-AF-600-LED-E1-SLL-7030

**CANDELA DISTRIBUTION (continued):**

	50°	55°	60°	65°	70°	75°	80°	85°	90°	95°	100°
0°	1032.0	1032.0	1032.0	1032.0	1032.0	1032.0	1032.0	1032.0	1032.0	1032.0	1032.0
2.5°	1156.6	1149.8	1154.0	1148.2	1138.7	1132.4	1125.1	1115.6	1104.6	1089.8	1075.1
5°	1223.4	1218.1	1205.0	1186.0	1159.8	1137.7	1111.4	1080.4	1054.6	1021.5	990.5
7.5°	1229.1	1220.7	1196.6	1161.3	1120.9	1079.8	1048.8	998.4	965.8	913.2	878.0
10°	1176.6	1177.1	1152.9	1119.8	1077.7	1029.4	984.7	929.5	881.6	828.0	769.1
12.5°	1099.3	1106.7	1107.7	1078.3	1037.3	986.3	936.3	883.7	824.3	767.0	712.9
15°	1011.5	1032.5	1034.1	1026.7	1005.2	962.1	916.3	869.0	808.6	746.0	685.0
17.5°	933.2	953.1	971.5	988.4	989.4	968.9	941.1	900.6	840.1	766.5	695.0
20°	873.8	895.3	926.9	957.9	992.0	1002.6	1004.7	978.9	914.2	824.3	727.6
22.5°	849.0	874.3	906.4	964.7	1025.2	1062.5	1083.5	1083.5	1015.7	910.6	781.2
25°	843.8	864.3	913.2	985.7	1066.7	1131.9	1171.8	1198.7	1149.8	1021.5	847.5
27.5°	847.5	875.3	935.8	1009.9	1094.6	1178.2	1243.9	1290.7	1244.9	1097.2	909.0
30°	862.2	903.7	966.3	1043.0	1130.3	1218.6	1298.0	1357.4	1323.8	1166.1	967.3
32.5°	888.0	938.4	1009.4	1078.8	1165.5	1261.2	1339.6	1417.9	1393.2	1213.9	998.4
35°	926.3	985.7	1050.4	1120.3	1203.4	1299.1	1382.7	1485.2	1476.2	1273.8	1029.4
37.5°	988.4	1049.4	1108.8	1168.7	1247.6	1340.6	1444.7	1575.6	1568.2	1362.7	1079.3
40°	1097.7	1133.5	1177.6	1216.0	1290.1	1379.0	1490.4	1650.3	1676.5	1438.9	1123.5
42.5°	1233.4	1254.4	1267.0	1277.5	1315.4	1399.0	1523.6	1700.2	1743.3	1495.7	1157.7
45°	1406.3	1400.0	1374.8	1350.6	1346.4	1410.5	1538.8	1737.0	1795.9	1550.9	1192.3
47.5°	1610.8	1597.2	1528.3	1448.9	1404.7	1431.6	1565.6	1791.2	1860.5	1623.4	1235.5
50°	1846.9	1814.8	1702.3	1568.2	1486.8	1491.0	1633.4	1866.3	1945.7	1718.1	1315.9
52.5°	2065.6	2008.3	1874.2	1697.0	1580.3	1594.5	1755.4	2021.9	2120.3	1874.7	1451.0
55°	2258.5	2184.9	2040.3	1846.4	1740.7	1765.4	1950.4	2228.0	2321.1	2061.4	1587.7
57.5°	2422.6	2344.2	2201.7	2030.9	1899.5	1920.0	2124.5	2419.4	2482.0	2229.1	1718.6
59°	2497.2	2419.9	2288.5	2130.8	2007.8	2050.9	2247.5	2514.6	2541.4	2293.7	1768.5
60°	2533.5	2456.2	2340.5	2186.5	2074.0	2130.8	2312.7	2586.6	2563.4	2303.2	1787.5
62.5°	2530.9	2476.7	2400.5	2295.3	2274.8	2369.5	2524.5	2679.1	2578.7	2275.9	1799.6
65°	2323.2	2318.5	2271.1	2283.2	2368.9	2515.1	2610.2	2694.4	2547.1	2167.0	1741.2
67.5°	1937.8	1957.3	1963.6	2037.7	2238.0	2486.2	2569.8	2586.1	2409.9	1934.1	1559.8
70°	1496.2	1453.1	1524.1	1655.0	1943.6	2263.3	2382.1	2325.3	2129.2	1619.8	1273.8
72.5°	1059.3	1072.0	1173.9	1343.8	1637.6	1968.8	2155.0	1845.3	1601.9	1212.3	903.2
75°	797.0	856.4	905.8	1054.6	1330.1	1686.5	1840.0	1268.6	1043.6	835.9	590.9
77.5°	763.9	759.1	721.3	752.8	958.9	1181.3	1312.7	791.7	653.5	546.8	357.0
80°	706.1	665.6	596.7	566.2	604.1	758.6	833.3	508.9	434.8	382.2	201.4
82.5°	547.8	520.5	447.9	445.8	503.6	538.9	573.0	360.6	327.0	309.7	123.5
85°	347.5	357.0	365.9	446.3	558.8	565.2	445.8	219.8	172.4	242.9	78.9
87.5°	103.0	167.7	203.5	345.4	503.6	505.2	335.4	72.0	64.7	75.7	45.7
90°	0.0	0.0	0.0	0.0	0.0	0.0	0.5	0.0	0.0	0.0	0.0
92.5°	0.0	0.0	0.0	0.0	0.0	0.0	0.0	0.0	0.0	0.0	0.0
95°	0.0	0.0	0.0	0.0	0.0	0.0	0.0	0.0	0.0	0.0	0.0
97.5°	0.0	0.0	0.0	0.0	0.0	0.0	0.0	0.0	0.0	0.0	0.0
100°	0.0	0.0	0.0	0.0	0.0	0.0	0.0	0.0	0.0	0.0	0.0
102.5°	0.0	0.0	0.0	0.0	0.0	0.0	0.0	0.0	0.0	0.0	0.0
105°	0.0	0.0	0.0	0.0	0.0	0.0	0.0	0.0	0.0	0.0	0.0
107.5°	0.0	0.0	0.0	0.0	0.0	0.0	0.0	0.0	0.0	0.0	0.0



REPORT NUMBER: P227245

CATALOG NUMBER: IST-AF-600-LED-E1-SLL-7030

**CANDELA DISTRIBUTION (continued):**

	50°	55°	60°	65°	70°	75°	80°	85°	90°	95°	100°
110°	0.0	0.0	0.0	0.0	0.0	0.0	0.0	0.0	0.0	0.0	0.0
112.5°	0.0	0.0	0.0	0.0	0.0	0.0	0.0	0.0	0.0	0.0	0.0
115°	0.0	0.0	0.0	0.0	0.0	0.0	0.0	0.0	0.0	0.0	0.0
117.5°	0.0	0.0	0.0	0.0	0.0	0.0	0.0	0.0	0.0	0.0	0.0
120°	0.0	0.0	0.0	0.0	0.0	0.0	0.0	0.0	0.0	0.0	0.0
122.5°	0.0	0.0	0.0	0.0	0.0	0.0	0.0	0.0	0.0	0.0	0.0
125°	0.0	0.0	0.0	0.0	0.0	0.0	0.0	0.0	0.0	0.0	0.0
127.5°	0.0	0.0	0.0	0.0	0.0	0.0	0.0	0.0	0.0	0.0	0.0
130°	0.0	0.0	0.0	0.0	0.0	0.0	0.0	0.0	0.0	0.0	0.0
132.5°	0.0	0.0	0.0	0.0	0.0	0.0	0.0	0.0	0.0	0.0	0.0
135°	0.0	0.0	0.0	0.0	0.0	0.0	0.0	0.0	0.0	0.0	0.0
137.5°	0.0	0.0	0.0	0.0	0.0	0.0	0.0	0.0	0.0	0.0	0.0
140°	0.0	0.0	0.0	0.0	0.0	0.0	0.0	0.0	0.0	0.0	0.0
142.5°	0.0	0.0	0.0	0.0	0.0	0.0	0.0	0.0	0.0	0.0	0.0
145°	0.0	0.0	0.0	0.0	0.0	0.0	0.0	0.0	0.0	0.0	0.0
147.5°	0.0	0.0	0.0	0.0	0.0	0.0	0.0	0.0	0.0	0.0	0.0
150°	0.0	0.0	0.0	0.0	0.0	0.0	0.0	0.0	0.0	0.0	0.0
152.5°	0.0	0.0	0.0	0.0	0.0	0.0	0.0	0.0	0.0	0.0	0.0
155°	0.0	0.0	0.0	0.0	0.0	0.0	0.0	0.0	0.0	0.0	0.0
157.5°	0.0	0.0	0.0	0.0	0.0	0.0	0.0	0.0	0.0	0.0	0.0
160°	0.0	0.0	0.0	0.0	0.0	0.0	0.0	0.0	0.0	0.0	0.0
162.5°	0.0	0.0	0.0	0.0	0.0	0.0	0.0	0.0	0.0	0.0	0.0
165°	0.0	0.0	0.0	0.0	0.0	0.0	0.0	0.0	0.0	0.0	0.0
167.5°	0.0	0.0	0.0	0.0	0.0	0.0	0.0	0.0	0.0	0.0	0.0
170°	0.0	0.0	0.0	0.0	0.0	0.0	0.0	0.0	0.0	0.0	0.0
172.5°	0.0	0.0	0.0	0.0	0.0	0.0	0.0	0.0	0.0	0.0	0.0
175°	0.0	0.0	0.0	0.0	0.0	0.0	0.0	0.0	0.0	0.0	0.0
177.5°	0.0	0.0	0.0	0.0	0.0	0.0	0.0	0.0	0.0	0.0	0.0
180°	0.0	0.0	0.0	0.0	0.0	0.0	0.0	0.0	0.0	0.0	0.0



REPORT NUMBER: P227245

CATALOG NUMBER: IST-AF-600-LED-E1-SLL-7030

**CANDELA DISTRIBUTION (continued):**

	105°	110°	115°	120°	125°	130°	135°	140°	145°	150°	155°
0°	1032.0	1032.0	1032.0	1032.0	1032.0	1032.0	1032.0	1032.0	1032.0	1032.0	1032.0
2.5°	1059.9	1057.8	1043.0	1018.3	1020.4	1008.9	994.1	970.5	965.8	952.6	950.5
5°	964.2	939.5	907.4	868.5	853.8	833.8	813.3	798.6	780.2	763.4	786.0
7.5°	836.4	800.2	762.8	721.8	698.2	665.6	648.2	614.6	589.9	585.1	565.7
10°	729.7	684.0	641.4	604.6	560.4	529.9	507.9	489.5	472.6	452.1	439.5
12.5°	658.7	607.2	562.0	516.3	495.2	470.0	456.3	439.0	414.8	397.4	380.6
15°	626.7	570.9	521.5	481.6	451.1	427.4	403.2	382.2	355.9	336.5	317.0
17.5°	622.5	549.9	487.3	442.7	409.5	383.8	351.7	323.8	291.8	270.2	253.9
20°	627.2	534.1	455.8	397.4	363.8	318.6	288.6	254.5	222.9	194.5	168.8
22.5°	646.1	525.7	424.8	360.6	310.7	259.2	227.1	183.5	156.7	129.3	119.3
25°	671.9	520.5	398.0	320.2	257.1	206.1	162.4	126.2	114.1	107.2	103.6
27.5°	699.2	511.0	368.0	282.8	214.0	151.9	121.4	106.2	101.5	97.8	95.2
30°	719.7	492.6	331.2	242.9	170.3	129.9	108.3	98.3	95.2	91.0	88.3
32.5°	728.7	464.2	298.1	205.0	143.5	111.5	94.6	88.8	85.7	82.0	80.4
35°	727.1	432.1	281.3	190.3	131.4	98.8	83.1	79.4	75.2	71.5	67.8
37.5°	728.7	402.7	268.1	186.6	126.2	89.4	75.7	73.1	69.9	66.2	63.1
40°	735.0	386.4	261.8	178.7	122.0	85.7	69.9	67.3	66.8	62.6	59.9
42.5°	737.6	388.0	258.7	167.7	111.5	84.6	69.9	64.1	64.1	61.0	57.8
45°	734.4	399.6	260.8	161.4	103.6	79.4	73.6	64.1	62.6	59.9	56.8
47.5°	743.9	408.0	260.8	160.3	98.3	74.1	69.9	70.4	63.6	60.5	55.7
50°	782.8	415.9	255.5	158.8	96.7	68.9	66.2	69.4	71.5	61.5	56.3
52.5°	851.7	425.8	249.7	156.1	94.6	64.7	61.5	65.2	73.1	64.7	56.3
55°	922.1	443.7	246.0	151.9	91.5	62.0	55.7	62.6	66.8	64.1	55.7
57.5°	997.3	463.2	242.4	141.9	84.1	59.4	53.6	54.7	59.9	62.0	54.1
59°	1019.9	472.6	239.2	134.6	77.8	57.3	52.0	50.5	53.6	59.4	53.1
60°	1036.2	473.2	235.5	128.3	74.1	56.3	51.0	48.9	49.9	61.0	53.6
62.5°	1037.8	472.6	224.0	115.1	66.8	54.1	49.4	46.8	45.7	51.0	54.7
65°	972.6	450.5	202.9	108.3	67.3	52.0	46.8	44.7	42.6	43.6	47.3
67.5°	850.6	393.8	180.9	109.9	71.0	50.5	44.7	42.6	41.0	40.0	41.5
70°	643.5	327.0	174.5	113.6	74.1	49.4	41.5	39.4	38.4	37.9	37.9
72.5°	445.8	269.2	167.7	116.2	76.8	48.9	38.4	36.3	35.7	35.2	35.2
75°	287.0	195.6	138.8	98.8	69.9	44.7	34.7	32.6	32.1	31.5	32.1
77.5°	169.8	136.7	102.0	69.4	51.0	35.7	30.0	28.4	28.4	28.4	28.9
80°	94.1	81.0	67.8	44.7	36.3	26.8	24.7	23.1	23.1	23.7	24.7
82.5°	56.3	44.7	38.4	28.4	24.7	18.9	18.4	17.3	17.9	18.4	19.5
85°	36.8	28.4	23.1	18.9	16.8	12.1	10.5	11.0	11.6	12.6	13.1
87.5°	20.5	15.8	12.6	11.0	10.0	5.3	4.2	4.2	5.3	6.3	7.4
90°	0.0	0.0	0.0	0.0	0.0	0.0	0.0	0.0	0.0	0.0	0.0
92.5°	0.0	0.0	0.0	0.0	0.0	0.0	0.0	0.0	0.0	0.0	0.0
95°	0.0	0.0	0.0	0.0	0.0	0.0	0.0	0.0	0.0	0.0	0.0
97.5°	0.0	0.0	0.0	0.0	0.0	0.0	0.0	0.0	0.0	0.0	0.0
100°	0.0	0.0	0.0	0.0	0.0	0.0	0.0	0.0	0.0	0.0	0.0
102.5°	0.0	0.0	0.0	0.0	0.0	0.0	0.0	0.0	0.0	0.0	0.0
105°	0.0	0.0	0.0	0.0	0.0	0.0	0.0	0.0	0.0	0.0	0.0
107.5°	0.0	0.0	0.0	0.0	0.0	0.0	0.0	0.0	0.0	0.0	0.0



REPORT NUMBER: P227245  
 CATALOG NUMBER: IST-AF-600-LED-E1-SLL-7030

REPORT N  
 CATALOG

**CANDELA DISTRIBUTION (continued):**

**CANDELA**

	105°	110°	115°	120°	125°	130°	135°	140°	145°	150°	155°	
110°	0.0	0.0	0.0	0.0	0.0	0.0	0.0	0.0	0.0	0.0	0.0	0°
112.5°	0.0	0.0	0.0	0.0	0.0	0.0	0.0	0.0	0.0	0.0	0.0	2.5°
115°	0.0	0.0	0.0	0.0	0.0	0.0	0.0	0.0	0.0	0.0	0.0	5°
117.5°	0.0	0.0	0.0	0.0	0.0	0.0	0.0	0.0	0.0	0.0	0.0	7.5°
120°	0.0	0.0	0.0	0.0	0.0	0.0	0.0	0.0	0.0	0.0	0.0	10°
122.5°	0.0	0.0	0.0	0.0	0.0	0.0	0.0	0.0	0.0	0.0	0.0	12.5°
125°	0.0	0.0	0.0	0.0	0.0	0.0	0.0	0.0	0.0	0.0	0.0	15°
127.5°	0.0	0.0	0.0	0.0	0.0	0.0	0.0	0.0	0.0	0.0	0.0	17.5°
130°	0.0	0.0	0.0	0.0	0.0	0.0	0.0	0.0	0.0	0.0	0.0	20°
132.5°	0.0	0.0	0.0	0.0	0.0	0.0	0.0	0.0	0.0	0.0	0.0	22.5°
135°	0.0	0.0	0.0	0.0	0.0	0.0	0.0	0.0	0.0	0.0	0.0	25°
137.5°	0.0	0.0	0.0	0.0	0.0	0.0	0.0	0.0	0.0	0.0	0.0	27.5°
140°	0.0	0.0	0.0	0.0	0.0	0.0	0.0	0.0	0.0	0.0	0.0	30°
142.5°	0.0	0.0	0.0	0.0	0.0	0.0	0.0	0.0	0.0	0.0	0.0	32.5°
145°	0.0	0.0	0.0	0.0	0.0	0.0	0.0	0.0	0.0	0.0	0.0	35°
147.5°	0.0	0.0	0.0	0.0	0.0	0.0	0.0	0.0	0.0	0.0	0.0	37.5°
150°	0.0	0.0	0.0	0.0	0.0	0.0	0.0	0.0	0.0	0.0	0.0	40°
152.5°	0.0	0.0	0.0	0.0	0.0	0.0	0.0	0.0	0.0	0.0	0.0	42.5°
155°	0.0	0.0	0.0	0.0	0.0	0.0	0.0	0.0	0.0	0.0	0.0	45°
157.5°	0.0	0.0	0.0	0.0	0.0	0.0	0.0	0.0	0.0	0.0	0.0	47.5°
160°	0.0	0.0	0.0	0.0	0.0	0.0	0.0	0.0	0.0	0.0	0.0	50°
162.5°	0.0	0.0	0.0	0.0	0.0	0.0	0.0	0.0	0.0	0.0	0.0	52.5°
165°	0.0	0.0	0.0	0.0	0.0	0.0	0.0	0.0	0.0	0.0	0.0	55°
167.5°	0.0	0.0	0.0	0.0	0.0	0.0	0.0	0.0	0.0	0.0	0.0	57.5°
170°	0.0	0.0	0.0	0.0	0.0	0.0	0.0	0.0	0.0	0.0	0.0	59°
172.5°	0.0	0.0	0.0	0.0	0.0	0.0	0.0	0.0	0.0	0.0	0.0	60°
175°	0.0	0.0	0.0	0.0	0.0	0.0	0.0	0.0	0.0	0.0	0.0	62.5°
177.5°	0.0	0.0	0.0	0.0	0.0	0.0	0.0	0.0	0.0	0.0	0.0	65°
180°	0.0	0.0	0.0	0.0	0.0	0.0	0.0	0.0	0.0	0.0	0.0	67.5°
												70°
												72.5°
												75°
												77.5°
												80°
												82.5°
												85°
												87.5°
												90°
												92.5°
												95°
												97.5°
												100°
												102.5°
												105°
												107.5°

NUMBER: P227245  
 NUMBER: IST-AF-600-LED-E1-SLL-7030

REPORT NUMBER: P  
 CATALOG NUMBER:

**DISTRIBUTION (continued):**

**CANDELA DISTRIBUTION**

160°	165°	170°	175°	180°	185°	190°	195°	200°	205°	210°	110°	160°
1032.0	1032.0	1032.0	1032.0	1032.0	1032.0	1032.0	1032.0	1032.0	1032.0	1032.0	110°	0.0
957.9	942.6	926.3	914.2	919.5	902.1	903.7	899.0	896.9	895.8	884.8	112.5°	0.0
758.6	764.4	740.2	742.9	750.2	732.3	720.2	740.2	737.6	719.7	729.7	115°	0.0
546.8	548.3	537.3	512.6	512.6	525.7	530.5	539.9	546.2	568.3	554.6	117.5°	0.0
418.0	403.2	392.2	381.2	374.8	361.7	364.9	376.4	383.8	396.4	406.4	120°	0.0
363.3	347.0	327.5	310.7	301.8	289.7	281.8	279.2	281.8	273.9	274.4	122.5°	0.0
301.8	287.0	265.5	256.6	239.7	230.3	225.0	218.2	212.9	201.9	197.1	125°	0.0
233.9	214.5	192.4	192.4	180.3	172.4	170.3	168.8	165.6	159.8	154.0	127.5°	0.0
155.6	143.0	130.4	124.1	125.1	124.1	120.9	126.2	126.2	128.3	127.2	130°	0.0
113.6	111.5	106.7	103.0	100.9	100.4	100.9	102.5	105.7	108.3	110.9	132.5°	0.0
102.0	100.9	96.7	93.1	92.5	91.5	91.5	93.1	93.6	94.1	93.6	135°	0.0
94.6	92.5	88.8	86.2	85.2	84.6	85.2	83.6	82.5	83.1	82.5	137.5°	0.0
85.7	84.1	80.4	78.3	77.8	77.8	76.2	75.7	74.7	75.2	74.7	140°	0.0
78.9	76.8	73.1	70.4	70.4	69.9	70.4	69.9	69.4	68.9	68.9	142.5°	0.0
66.2	65.7	62.0	61.0	61.5	63.1	63.1	63.1	63.6	63.1	63.1	145°	0.0
61.5	61.0	57.3	54.7	54.1	54.1	54.1	55.2	56.8	57.3	58.4	147.5°	0.0
58.4	57.8	54.1	52.0	51.0	50.5	49.9	49.9	50.5	52.6	54.1	150°	0.0
56.3	55.2	51.5	48.9	48.4	47.8	47.3	47.3	47.3	47.8	49.4	152.5°	0.0
55.2	53.6	49.4	46.8	45.7	45.2	45.2	45.7	45.2	45.2	45.2	155°	0.0
53.6	52.6	48.4	45.2	44.2	44.2	43.6	43.6	43.6	42.6	42.6	157.5°	0.0
53.1	51.5	47.3	44.2	43.1	42.6	42.1	42.6	41.5	41.0	40.5	160°	0.0
52.0	49.9	45.2	42.6	42.1	41.0	40.5	40.5	40.5	39.4	39.4	162.5°	0.0
51.5	48.9	44.2	41.5	40.5	39.4	38.9	38.9	40.0	38.9	38.9	165°	0.0
51.0	47.3	42.6	39.4	38.9	37.9	37.3	37.9	39.4	38.4	37.9	167.5°	0.0
48.9	46.3	41.5	38.9	37.9	36.8	36.3	36.8	37.9	37.9	37.9	170°	0.0
47.8	45.2	40.5	37.9	37.3	36.3	35.7	35.7	37.3	37.3	36.8	172.5°	0.0
46.3	44.2	39.4	36.3	35.2	35.2	34.7	34.7	35.2	35.2	35.7	175°	0.0
44.2	43.1	38.4	34.7	34.2	33.6	33.6	33.6	33.6	34.7	34.7	177.5°	0.0
42.1	41.5	36.8	33.6	32.6	32.6	32.6	32.6	32.6	33.1	33.6	180°	0.0
38.9	38.9	34.7	31.5	31.0	30.5	30.5	30.5	30.5	31.0	31.5		
35.7	36.3	32.1	28.9	28.4	28.4	28.4	28.4	28.9	28.9	29.4		
32.6	33.1	28.9	25.8	25.8	25.8	25.8	25.8	25.8	25.8	26.8		
29.4	29.4	24.7	21.6	22.1	22.6	23.1	22.6	22.6	23.1	24.7		
25.2	24.7	20.5	17.9	17.9	18.9	19.5	18.9	19.5	19.5	21.6		
20.0	20.0	15.8	13.1	13.1	15.2	15.2	15.2	15.8	16.3	17.9		
15.2	14.7	11.0	8.9	8.9	10.5	11.0	11.6	12.1	12.6	13.7		
8.9	8.9	5.8	3.7	4.2	4.7	6.3	6.3	6.3	7.4	8.9		
0.0	0.5	0.0	0.0	0.0	0.0	0.0	0.0	0.0	0.0	0.0		
0.0	0.0	0.0	0.0	0.0	0.0	0.0	0.0	0.0	0.0	0.0		
0.0	0.0	0.0	0.0	0.0	0.0	0.0	0.0	0.0	0.0	0.0		
0.0	0.0	0.0	0.0	0.0	0.0	0.0	0.0	0.0	0.0	0.0		
0.0	0.0	0.0	0.0	0.0	0.0	0.0	0.0	0.0	0.0	0.0		
0.0	0.0	0.0	0.0	0.0	0.0	0.0	0.0	0.0	0.0	0.0		
0.0	0.0	0.0	0.0	0.0	0.0	0.0	0.0	0.0	0.0	0.0		
0.0	0.0	0.0	0.0	0.0	0.0	0.0	0.0	0.0	0.0	0.0		
0.0	0.0	0.0	0.0	0.0	0.0	0.0	0.0	0.0	0.0	0.0		
0.0	0.0	0.0	0.0	0.0	0.0	0.0	0.0	0.0	0.0	0.0		
0.0	0.0	0.0	0.0	0.0	0.0	0.0	0.0	0.0	0.0	0.0		
0.0	0.0	0.0	0.0	0.0	0.0	0.0	0.0	0.0	0.0	0.0		

'227245  
 IST-AF-600-LED-E1-SLL-7030

REPORT NUMBER: P227245  
 CATALOG NUMBER: IST-AF-600

**TION (continued):**

**CANDELA DISTRIBUTION (con**

165°	170°	175°	180°	185°	190°	195°	200°	205°	210°		215°	220°
0.0	0.0	0.0	0.0	0.0	0.0	0.0	0.0	0.0	0.0	0°	1032.0	1032.0
0.0	0.0	0.0	0.0	0.0	0.0	0.0	0.0	0.0	0.0	2.5°	894.3	893.7
0.0	0.0	0.0	0.0	0.0	0.0	0.0	0.0	0.0	0.0	5°	733.9	729.2
0.0	0.0	0.0	0.0	0.0	0.0	0.0	0.0	0.0	0.0	7.5°	568.8	586.2
0.0	0.0	0.0	0.0	0.0	0.0	0.0	0.0	0.0	0.0	10°	410.1	422.2
0.0	0.0	0.0	0.0	0.0	0.0	0.0	0.0	0.0	0.0	12.5°	285.5	291.8
0.0	0.0	0.0	0.0	0.0	0.0	0.0	0.0	0.0	0.0	15°	196.6	209.2
0.0	0.0	0.0	0.0	0.0	0.0	0.0	0.0	0.0	0.0	17.5°	153.0	154.6
0.0	0.0	0.0	0.0	0.0	0.0	0.0	0.0	0.0	0.0	20°	126.2	127.2
0.0	0.0	0.0	0.0	0.0	0.0	0.0	0.0	0.0	0.0	22.5°	112.0	114.1
0.0	0.0	0.0	0.0	0.0	0.0	0.0	0.0	0.0	0.0	25°	94.1	96.2
0.0	0.0	0.0	0.0	0.0	0.0	0.0	0.0	0.0	0.0	27.5°	83.1	85.2
0.0	0.0	0.0	0.0	0.0	0.0	0.0	0.0	0.0	0.0	30°	76.2	77.3
0.0	0.0	0.0	0.0	0.0	0.0	0.0	0.0	0.0	0.0	32.5°	69.4	69.4
0.0	0.0	0.0	0.0	0.0	0.0	0.0	0.0	0.0	0.0	35°	63.6	64.1
0.0	0.0	0.0	0.0	0.0	0.0	0.0	0.0	0.0	0.0	37.5°	59.4	60.5
0.0	0.0	0.0	0.0	0.0	0.0	0.0	0.0	0.0	0.0	40°	55.7	56.3
0.0	0.0	0.0	0.0	0.0	0.0	0.0	0.0	0.0	0.0	42.5°	50.5	51.5
0.0	0.0	0.0	0.0	0.0	0.0	0.0	0.0	0.0	0.0	45°	45.7	46.3
0.0	0.0	0.0	0.0	0.0	0.0	0.0	0.0	0.0	0.0	47.5°	42.6	42.6
0.0	0.0	0.0	0.0	0.0	0.0	0.0	0.0	0.0	0.0	50°	40.5	41.0
0.0	0.0	0.0	0.0	0.0	0.0	0.0	0.0	0.0	0.0	52.5°	39.4	40.0
0.0	0.0	0.0	0.0	0.0	0.0	0.0	0.0	0.0	0.0	55°	38.9	40.0
0.0	0.0	0.0	0.0	0.0	0.0	0.0	0.0	0.0	0.0	57.5°	38.9	39.4
0.0	0.0	0.0	0.0	0.0	0.0	0.0	0.0	0.0	0.0	59°	38.4	38.9
0.0	0.0	0.0	0.0	0.0	0.0	0.0	0.0	0.0	0.0	60°	38.4	39.4
0.0	0.0	0.0	0.0	0.0	0.0	0.0	0.0	0.0	0.0	62.5°	36.8	37.9
0.0	0.0	0.0	0.0	0.0	0.0	0.0	0.0	0.0	0.0	65°	35.7	36.8
0.0	0.0	0.0	0.0	0.0	0.0	0.0	0.0	0.0	0.0	67.5°	34.2	35.7
										70°	32.6	34.2
										72.5°	30.5	32.6
										75°	28.4	30.0
										77.5°	25.8	27.3
										80°	22.6	23.1
										82.5°	18.9	18.9
										85°	14.2	12.6
										87.5°	7.9	8.4
										90°	0.0	0.0
										92.5°	0.0	0.0
										95°	0.0	0.0
										97.5°	0.0	0.0
										100°	0.0	0.0
										102.5°	0.0	0.0
										105°	0.0	0.0
										107.5°	0.0	0.0

REPORT NUMBER: P227245

CATALOG NUMBER: IST-AF-600-LED-E1-S

O-LED-E1-SLL-7030

**tinued):**

**CANDELA DISTRIBUTION (continued):**

225°	230°	235°	240°	245°	250°	255°	260°	265°		215°	220°	225°
1032.0	1032.0	1032.0	1032.0	1032.0	1032.0	1032.0	1032.0	1032.0	110°	0.0	0.0	0.0
882.7	882.7	898.5	900.0	881.6	886.4	895.3	884.8	896.4	112.5°	0.0	0.0	0.0
740.7	734.4	735.0	730.8	738.1	729.7	738.6	735.5	732.9	115°	0.0	0.0	0.0
575.1	586.2	578.3	563.1	575.1	565.7	547.8	549.4	529.4	117.5°	0.0	0.0	0.0
432.1	424.3	420.1	412.7	393.2	396.9	376.9	380.1	386.9	120°	0.0	0.0	0.0
298.1	292.3	299.1	294.4	286.5	288.1	292.3	296.5	307.6	122.5°	0.0	0.0	0.0
209.2	206.6	205.0	208.2	217.1	221.9	228.7	241.3	247.6	125°	0.0	0.0	0.0
157.2	157.7	156.1	160.9	168.2	171.9	173.5	174.5	181.9	127.5°	0.0	0.0	0.0
129.9	132.0	131.4	133.0	130.9	128.8	130.4	127.2	124.6	130°	0.0	0.0	0.0
113.6	114.1	111.5	110.9	107.8	105.1	103.0	103.0	102.0	132.5°	0.0	0.0	0.0
96.2	96.7	94.1	94.1	93.6	95.2	94.1	92.0	91.5	135°	0.0	0.0	0.0
86.2	85.2	83.6	83.6	82.5	82.5	83.1	83.6	83.1	137.5°	0.0	0.0	0.0
77.3	76.2	75.7	76.2	75.7	76.2	76.8	76.2	76.8	140°	0.0	0.0	0.0
71.0	69.9	69.9	70.4	69.9	70.4	70.4	70.4	69.9	142.5°	0.0	0.0	0.0
65.7	64.7	64.7	64.7	64.1	63.1	62.0	60.5	58.9	145°	0.0	0.0	0.0
61.5	61.0	59.9	59.4	57.8	54.7	53.6	53.6	53.6	147.5°	0.0	0.0	0.0
57.8	56.8	56.3	54.1	52.0	51.0	51.0	51.0	51.0	150°	0.0	0.0	0.0
53.1	51.5	50.5	49.9	49.4	49.4	48.9	48.9	48.9	152.5°	0.0	0.0	0.0
47.3	46.8	46.8	47.3	47.3	47.3	47.3	46.8	47.3	155°	0.0	0.0	0.0
43.6	43.6	44.2	44.7	45.2	45.7	46.3	45.7	46.3	157.5°	0.0	0.0	0.0
42.1	42.1	42.1	43.1	43.6	44.2	45.2	45.2	45.2	160°	0.0	0.0	0.0
41.0	41.0	41.5	42.1	42.6	43.1	43.6	44.2	44.7	162.5°	0.0	0.0	0.0
40.5	41.0	40.5	41.0	41.5	42.6	43.1	43.1	43.6	165°	0.0	0.0	0.0
40.5	40.5	40.5	40.5	41.5	42.1	41.5	42.1	42.6	167.5°	0.0	0.0	0.0
40.5	40.5	40.0	40.5	41.0	41.5	41.0	41.0	42.1	170°	0.0	0.0	0.0
40.0	40.5	40.0	40.0	40.5	41.0	40.5	41.0	41.5	172.5°	0.0	0.0	0.0
38.9	39.4	38.9	39.4	39.4	40.0	40.0	40.0	40.5	175°	0.0	0.0	0.0
37.9	37.9	37.9	38.4	38.4	38.9	38.9	39.4	38.9	177.5°	0.0	0.0	0.0
36.8	36.8	36.8	37.3	37.3	37.9	38.4	37.9	37.9	180°	0.0	0.0	0.0
35.7	35.2	34.7	35.2	35.7	35.7	36.3	35.7	36.3				
34.2	33.6	33.1	33.1	33.6	33.6	34.2	33.6	33.6				
31.5	31.5	30.5	30.5	30.5	30.5	31.0	30.5	30.0				
28.4	28.4	27.3	27.3	27.3	27.3	26.8	26.8	26.8				
23.7	24.2	24.2	23.7	23.7	23.1	23.1	22.6	22.1				
17.9	18.9	19.5	19.5	19.5	19.5	19.5	18.4	17.3				
12.6	14.2	15.8	15.8	15.2	15.2	15.2	13.7	12.1				
7.9	9.5	10.0	11.0	9.5	8.9	8.9	7.9	7.4				
0.0	0.0	1.1	0.5	1.6	1.6	2.1	1.1	0.5				
0.0	0.0	0.0	0.0	0.0	0.0	0.0	0.0	0.0				
0.0	0.0	0.0	0.0	0.0	0.0	0.0	0.0	0.0				
0.0	0.0	0.0	0.0	0.0	0.0	0.0	0.0	0.0				
0.0	0.0	0.0	0.0	0.0	0.0	0.0	0.0	0.0				
0.0	0.0	0.0	0.0	0.0	0.0	0.0	0.0	0.0				
0.0	0.0	0.0	0.0	0.0	0.0	0.0	0.0	0.0				
0.0	0.0	0.0	0.0	0.0	0.0	0.0	0.0	0.0				
0.0	0.0	0.0	0.0	0.0	0.0	0.0	0.0	0.0				
0.0	0.0	0.0	0.0	0.0	0.0	0.0	0.0	0.0				
0.0	0.0	0.0	0.0	0.0	0.0	0.0	0.0	0.0				
0.0	0.0	0.0	0.0	0.0	0.0	0.0	0.0	0.0				



REPORT NUMBER: P227245

CATALOG NUMBER: IST-AF-600-LED-E1-SLL-7030

SLL-7030

**CANDELA DISTRIBUTION (continued):**

230°	235°	240°	245°	250°	255°	260°	265°		270°	275°	280°	285°
0.0	0.0	0.0	0.0	0.0	0.0	0.0	0.0	0°	1032.0	1032.0	1032.0	1032.0
0.0	0.0	0.0	0.0	0.0	0.0	0.0	0.0	2.5°	886.4	905.8	908.5	911.1
0.0	0.0	0.0	0.0	0.0	0.0	0.0	0.0	5°	728.7	748.1	737.1	741.8
0.0	0.0	0.0	0.0	0.0	0.0	0.0	0.0	7.5°	532.0	519.4	535.7	545.7
0.0	0.0	0.0	0.0	0.0	0.0	0.0	0.0	10°	388.5	403.2	409.5	421.1
0.0	0.0	0.0	0.0	0.0	0.0	0.0	0.0	12.5°	322.3	331.7	343.3	361.7
0.0	0.0	0.0	0.0	0.0	0.0	0.0	0.0	15°	261.3	268.1	282.8	300.7
0.0	0.0	0.0	0.0	0.0	0.0	0.0	0.0	17.5°	190.3	200.3	209.8	224.5
0.0	0.0	0.0	0.0	0.0	0.0	0.0	0.0	20°	127.8	132.0	143.5	150.4
0.0	0.0	0.0	0.0	0.0	0.0	0.0	0.0	22.5°	102.5	104.1	106.2	112.0
0.0	0.0	0.0	0.0	0.0	0.0	0.0	0.0	25°	92.0	93.1	94.6	96.7
0.0	0.0	0.0	0.0	0.0	0.0	0.0	0.0	27.5°	83.6	84.1	85.7	86.7
0.0	0.0	0.0	0.0	0.0	0.0	0.0	0.0	30°	76.2	75.7	76.2	77.8
0.0	0.0	0.0	0.0	0.0	0.0	0.0	0.0	32.5°	68.3	68.3	69.4	69.4
0.0	0.0	0.0	0.0	0.0	0.0	0.0	0.0	35°	58.9	58.4	59.4	61.0
0.0	0.0	0.0	0.0	0.0	0.0	0.0	0.0	37.5°	54.1	54.7	55.7	56.8
0.0	0.0	0.0	0.0	0.0	0.0	0.0	0.0	40°	51.5	52.0	53.1	54.1
0.0	0.0	0.0	0.0	0.0	0.0	0.0	0.0	42.5°	48.9	49.9	51.0	52.6
0.0	0.0	0.0	0.0	0.0	0.0	0.0	0.0	45°	47.3	48.4	49.9	51.5
0.0	0.0	0.0	0.0	0.0	0.0	0.0	0.0	47.5°	46.8	47.8	49.4	51.5
0.0	0.0	0.0	0.0	0.0	0.0	0.0	0.0	50°	45.7	47.3	48.9	51.0
0.0	0.0	0.0	0.0	0.0	0.0	0.0	0.0	52.5°	45.7	46.8	48.4	51.0
0.0	0.0	0.0	0.0	0.0	0.0	0.0	0.0	55°	44.2	45.7	47.3	49.9
0.0	0.0	0.0	0.0	0.0	0.0	0.0	0.0	57.5°	43.1	44.2	46.3	49.4
0.0	0.0	0.0	0.0	0.0	0.0	0.0	0.0	59°	42.6	43.6	45.7	48.9
0.0	0.0	0.0	0.0	0.0	0.0	0.0	0.0	60°	41.5	43.1	45.2	48.4
0.0	0.0	0.0	0.0	0.0	0.0	0.0	0.0	62.5°	40.5	42.1	44.2	47.3
0.0	0.0	0.0	0.0	0.0	0.0	0.0	0.0	65°	38.9	41.0	43.1	45.2
0.0	0.0	0.0	0.0	0.0	0.0	0.0	0.0	67.5°	37.9	38.9	41.0	43.1
								70°	35.7	36.8	38.4	40.0
								72.5°	33.1	33.6	34.7	36.3
								75°	29.4	30.0	30.5	32.1
								77.5°	25.8	25.8	26.3	28.4
								80°	21.6	21.6	22.1	23.1
								82.5°	16.3	16.3	17.3	18.9
								85°	11.6	11.0	12.6	13.7
								87.5°	6.8	6.3	6.8	6.8
								90°	0.5	1.6	1.1	1.1
								92.5°	0.0	0.0	0.0	0.0
								95°	0.0	0.0	0.0	0.0
								97.5°	0.0	0.0	0.0	0.0
								100°	0.0	0.0	0.0	0.0
								102.5°	0.0	0.0	0.0	0.0
								105°	0.0	0.0	0.0	0.0
								107.5°	0.0	0.0	0.0	0.0





REPORT NUMBER: P227245

CATALOG NUMBER: IST-AF-600-LED-E1-SLL-7030

**CANDELA DISTRIBUTION (continued):**

290°	295°	300°	305°	310°	315°	320°		270°	275°	280°	285°	290°
1032.0	1032.0	1032.0	1032.0	1032.0	1032.0	1032.0	110°	0.0	0.0	0.0	0.0	0.0
921.6	916.3	920.5	936.8	942.6	950.0	974.7	112.5°	0.0	0.0	0.0	0.0	0.0
753.4	760.2	753.4	786.5	788.1	810.1	819.1	115°	0.0	0.0	0.0	0.0	0.0
553.6	562.5	577.2	599.3	605.6	637.2	664.0	117.5°	0.0	0.0	0.0	0.0	0.0
432.1	443.7	464.2	477.9	491.6	510.0	531.5	120°	0.0	0.0	0.0	0.0	0.0
383.8	395.9	413.7	431.1	450.5	464.7	482.6	122.5°	0.0	0.0	0.0	0.0	0.0
320.7	339.6	357.0	379.6	395.9	421.6	442.7	125°	0.0	0.0	0.0	0.0	0.0
245.0	271.3	288.6	316.0	340.7	363.3	391.7	127.5°	0.0	0.0	0.0	0.0	0.0
170.3	190.8	212.9	242.4	274.4	305.4	343.3	130°	0.0	0.0	0.0	0.0	0.0
117.2	128.3	145.1	175.6	208.7	253.4	294.4	132.5°	0.0	0.0	0.0	0.0	0.0
99.9	104.1	110.4	125.1	153.0	201.9	247.1	135°	0.0	0.0	0.0	0.0	0.0
88.8	92.0	96.2	103.6	118.3	151.9	201.9	137.5°	0.0	0.0	0.0	0.0	0.0
81.5	85.2	89.4	94.6	102.5	125.6	163.0	140°	0.0	0.0	0.0	0.0	0.0
71.5	74.1	77.8	83.6	89.4	107.8	144.0	142.5°	0.0	0.0	0.0	0.0	0.0
63.1	66.2	71.0	75.2	81.0	95.7	130.9	145°	0.0	0.0	0.0	0.0	0.0
58.9	62.0	66.2	69.9	74.1	86.2	121.4	147.5°	0.0	0.0	0.0	0.0	0.0
56.3	59.4	63.6	66.8	69.4	83.1	117.8	150°	0.0	0.0	0.0	0.0	0.0
54.7	58.4	62.0	64.1	69.4	84.6	108.8	152.5°	0.0	0.0	0.0	0.0	0.0
54.1	57.8	62.0	65.7	76.2	79.9	103.0	155°	0.0	0.0	0.0	0.0	0.0
54.7	57.8	63.1	73.6	74.1	75.7	96.7	157.5°	0.0	0.0	0.0	0.0	0.0
54.7	59.4	70.4	76.8	70.4	71.5	91.0	160°	0.0	0.0	0.0	0.0	0.0
55.2	61.5	73.1	71.5	68.3	66.8	84.6	162.5°	0.0	0.0	0.0	0.0	0.0
55.2	60.5	69.9	67.3	63.1	63.6	77.3	165°	0.0	0.0	0.0	0.0	0.0
53.6	60.5	67.3	61.0	57.8	60.5	71.0	167.5°	0.0	0.0	0.0	0.0	0.0
52.6	62.0	59.9	56.3	56.3	58.9	67.8	170°	0.0	0.0	0.0	0.0	0.0
52.0	63.6	56.8	54.7	54.7	58.4	66.2	172.5°	0.0	0.0	0.0	0.0	0.0
50.5	59.4	52.0	51.0	52.6	55.2	64.1	175°	0.0	0.0	0.0	0.0	0.0
47.3	49.4	47.8	47.8	49.9	53.1	63.1	177.5°	0.0	0.0	0.0	0.0	0.0
43.6	44.7	44.7	45.2	47.3	49.9	64.1	180°	0.0	0.0	0.0	0.0	0.0
40.5	40.5	41.5	42.1	43.6	47.3	61.5						
36.8	37.3	37.3	38.4	39.4	43.1	59.4						
32.6	32.6	33.6	33.6	35.2	38.9	53.1						
28.4	28.4	28.4	28.9	30.0	33.6	43.6						
23.7	23.7	23.7	24.2	24.7	27.9	33.1						
18.9	18.4	17.9	17.9	18.9	21.6	25.8						
13.1	13.1	12.6	12.6	12.6	14.2	17.3						
7.4	6.3	6.8	7.4	6.8	7.9	9.5						
0.5	1.1	1.6	2.1	2.1	2.1	3.2						
0.0	0.0	0.0	0.0	0.0	0.0	0.0						
0.0	0.0	0.0	0.0	0.0	0.0	0.0						
0.0	0.0	0.0	0.0	0.0	0.0	0.0						
0.0	0.0	0.0	0.0	0.0	0.0	0.0						
0.0	0.0	0.0	0.0	0.0	0.0	0.0						
0.0	0.0	0.0	0.0	0.0	0.0	0.0						
0.0	0.0	0.0	0.0	0.0	0.0	0.0						
0.0	0.0	0.0	0.0	0.0	0.0	0.0						
0.0	0.0	0.0	0.0	0.0	0.0	0.0						



REPORT NUMBER: P227245

CATALOG NUMBER: IST-AF-600-LED-E1-SLL-7030

**CANDELA DISTRIBUTION (continued):**

295°	300°	305°	310°	315°	320°		325°	330°	335°	340°	345°	350°
0.0	0.0	0.0	0.0	0.0	0.0	0°	1032.0	1032.0	1032.0	1032.0	1032.0	1032.0
0.0	0.0	0.0	0.0	0.0	0.0	2.5°	971.5	985.2	1006.8	1011.0	1028.3	1040.4
0.0	0.0	0.0	0.0	0.0	0.0	5°	823.3	855.9	867.4	890.1	929.5	949.5
0.0	0.0	0.0	0.0	0.0	0.0	7.5°	679.2	703.9	731.8	768.1	797.0	831.2
0.0	0.0	0.0	0.0	0.0	0.0	10°	558.8	594.1	630.3	659.8	700.3	741.3
0.0	0.0	0.0	0.0	0.0	0.0	12.5°	496.3	515.7	551.5	593.0	643.5	689.2
0.0	0.0	0.0	0.0	0.0	0.0	15°	463.7	486.8	525.2	569.4	623.0	679.8
0.0	0.0	0.0	0.0	0.0	0.0	17.5°	423.2	460.0	503.6	566.7	636.1	715.0
0.0	0.0	0.0	0.0	0.0	0.0	20°	383.3	427.9	485.2	568.3	664.5	767.0
0.0	0.0	0.0	0.0	0.0	0.0	22.5°	348.0	401.1	473.7	577.8	700.8	837.5
0.0	0.0	0.0	0.0	0.0	0.0	25°	306.5	377.5	464.7	597.2	756.5	932.1
0.0	0.0	0.0	0.0	0.0	0.0	27.5°	273.4	354.9	451.6	614.0	807.5	1023.1
0.0	0.0	0.0	0.0	0.0	0.0	30°	236.6	328.6	433.2	619.8	869.6	1097.7
0.0	0.0	0.0	0.0	0.0	0.0	32.5°	207.1	303.9	412.2	614.6	897.4	1149.8
0.0	0.0	0.0	0.0	0.0	0.0	35°	192.9	286.0	394.3	596.2	920.5	1206.0
0.0	0.0	0.0	0.0	0.0	0.0	37.5°	183.5	266.5	376.9	565.7	946.8	1261.7
0.0	0.0	0.0	0.0	0.0	0.0	40°	171.4	251.3	362.8	543.6	967.3	1308.0
0.0	0.0	0.0	0.0	0.0	0.0	42.5°	160.3	237.6	351.7	524.1	972.6	1349.5
0.0	0.0	0.0	0.0	0.0	0.0	45°	150.9	229.2	343.3	525.2	976.3	1407.4
0.0	0.0	0.0	0.0	0.0	0.0	47.5°	143.5	221.3	340.1	543.1	1015.2	1487.8
0.0	0.0	0.0	0.0	0.0	0.0	50°	136.7	214.5	334.9	577.8	1077.7	1596.6
0.0	0.0	0.0	0.0	0.0	0.0	52.5°	128.8	205.0	328.1	613.5	1146.1	1742.3
0.0	0.0	0.0	0.0	0.0	0.0	55°	118.3	192.4	320.7	643.5	1239.1	1919.4
0.0	0.0	0.0	0.0	0.0	0.0	57.5°	102.0	177.7	316.0	658.7	1296.4	2021.4
0.0	0.0	0.0	0.0	0.0	0.0	59°	93.6	163.5	313.3	651.4	1311.7	2038.8
0.0	0.0	0.0	0.0	0.0	0.0	60°	88.8	155.1	309.1	642.4	1315.9	2027.7
0.0	0.0	0.0	0.0	0.0	0.0	62.5°	82.5	135.1	291.8	597.8	1257.0	1894.2
0.0	0.0	0.0	0.0	0.0	0.0	65°	84.1	127.8	252.3	508.9	1121.9	1633.4
0.0	0.0	0.0	0.0	0.0	0.0	67.5°	86.2	124.6	218.2	411.1	894.3	1351.6
						70°	84.6	123.0	198.2	327.0	669.8	1012.0
						72.5°	82.5	116.2	171.9	262.9	424.8	708.7
						75°	73.1	97.8	135.1	180.3	268.1	516.3
						77.5°	57.3	75.2	95.7	112.0	136.2	364.3
						80°	42.1	54.7	62.6	67.3	75.7	248.7
						82.5°	30.0	36.8	40.0	42.6	50.5	186.1
						85°	22.6	25.8	27.9	27.9	34.2	131.4
						87.5°	12.6	13.1	13.1	14.2	16.8	35.7
						90°	3.7	3.7	3.2	3.7	2.6	2.1
						92.5°	0.0	0.0	0.0	0.0	0.0	0.0
						95°	0.0	0.0	0.0	0.0	0.0	0.0
						97.5°	0.0	0.0	0.0	0.0	0.0	0.0
						100°	0.0	0.0	0.0	0.0	0.0	0.0
						102.5°	0.0	0.0	0.0	0.0	0.0	0.0
						105°	0.0	0.0	0.0	0.0	0.0	0.0
						107.5°	0.0	0.0	0.0	0.0	0.0	0.0



REPORT NUMBER: P227245

CATALOG NUMBER: IST-AF-600-LED-E1-SLL-7030

**CANDELA DISTRIBUTION (continued):**

355°	359°	360°		325°	330°	335°	340°	345°	350°	355°
1032.0	1032.0	1032.0	110°	0.0	0.0	0.0	0.0	0.0	0.0	0.0
1054.1	1062.0	1068.3	112.5°	0.0	0.0	0.0	0.0	0.0	0.0	0.0
980.0	999.4	1003.1	115°	0.0	0.0	0.0	0.0	0.0	0.0	0.0
869.0	900.6	911.6	117.5°	0.0	0.0	0.0	0.0	0.0	0.0	0.0
787.5	821.7	833.3	120°	0.0	0.0	0.0	0.0	0.0	0.0	0.0
742.9	782.8	795.4	122.5°	0.0	0.0	0.0	0.0	0.0	0.0	0.0
743.9	791.7	810.1	125°	0.0	0.0	0.0	0.0	0.0	0.0	0.0
792.3	846.9	869.6	127.5°	0.0	0.0	0.0	0.0	0.0	0.0	0.0
875.3	954.7	971.5	130°	0.0	0.0	0.0	0.0	0.0	0.0	0.0
987.8	1065.6	1090.9	132.5°	0.0	0.0	0.0	0.0	0.0	0.0	0.0
1093.5	1196.6	1216.0	135°	0.0	0.0	0.0	0.0	0.0	0.0	0.0
1197.6	1299.6	1316.9	137.5°	0.0	0.0	0.0	0.0	0.0	0.0	0.0
1278.0	1384.8	1399.5	140°	0.0	0.0	0.0	0.0	0.0	0.0	0.0
1355.3	1475.7	1492.0	142.5°	0.0	0.0	0.0	0.0	0.0	0.0	0.0
1441.5	1574.6	1593.5	145°	0.0	0.0	0.0	0.0	0.0	0.0	0.0
1519.4	1671.8	1683.9	147.5°	0.0	0.0	0.0	0.0	0.0	0.0	0.0
1605.6	1751.2	1754.4	150°	0.0	0.0	0.0	0.0	0.0	0.0	0.0
1676.0	1810.1	1811.1	152.5°	0.0	0.0	0.0	0.0	0.0	0.0	0.0
1744.4	1865.3	1865.8	155°	0.0	0.0	0.0	0.0	0.0	0.0	0.0
1815.9	1925.7	1917.9	157.5°	0.0	0.0	0.0	0.0	0.0	0.0	0.0
1928.9	1997.2	2005.1	160°	0.0	0.0	0.0	0.0	0.0	0.0	0.0
2100.8	2161.8	2170.7	162.5°	0.0	0.0	0.0	0.0	0.0	0.0	0.0
2300.6	2385.2	2373.1	165°	0.0	0.0	0.0	0.0	0.0	0.0	0.0
2385.2	2482.0	2491.9	167.5°	0.0	0.0	0.0	0.0	0.0	0.0	0.0
2371.0	2503.0	2519.8	170°	0.0	0.0	0.0	0.0	0.0	0.0	0.0
2348.4	2496.7	2517.2	172.5°	0.0	0.0	0.0	0.0	0.0	0.0	0.0
2220.1	2431.0	2463.0	175°	0.0	0.0	0.0	0.0	0.0	0.0	0.0
2004.6	2294.8	2340.0	177.5°	0.0	0.0	0.0	0.0	0.0	0.0	0.0
1727.5	2091.3	2127.6	180°	0.0	0.0	0.0	0.0	0.0	0.0	0.0
1348.0	1699.7	1730.7								
895.8	1167.1	1220.7								
569.4	752.8	742.9								
420.1	489.5	490.0								
304.9	335.9	332.3								
236.1	205.0	204.5								
82.5	72.6	71.0								
35.7	30.0	30.5								
1.6	1.6	2.1								
0.0	0.0	0.0								
0.0	0.0	0.0								
0.0	0.0	0.0								
0.0	0.0	0.0								
0.0	0.0	0.0								
0.0	0.0	0.0								
0.0	0.0	0.0								
0.0	0.0	0.0								
0.0	0.0	0.0								

